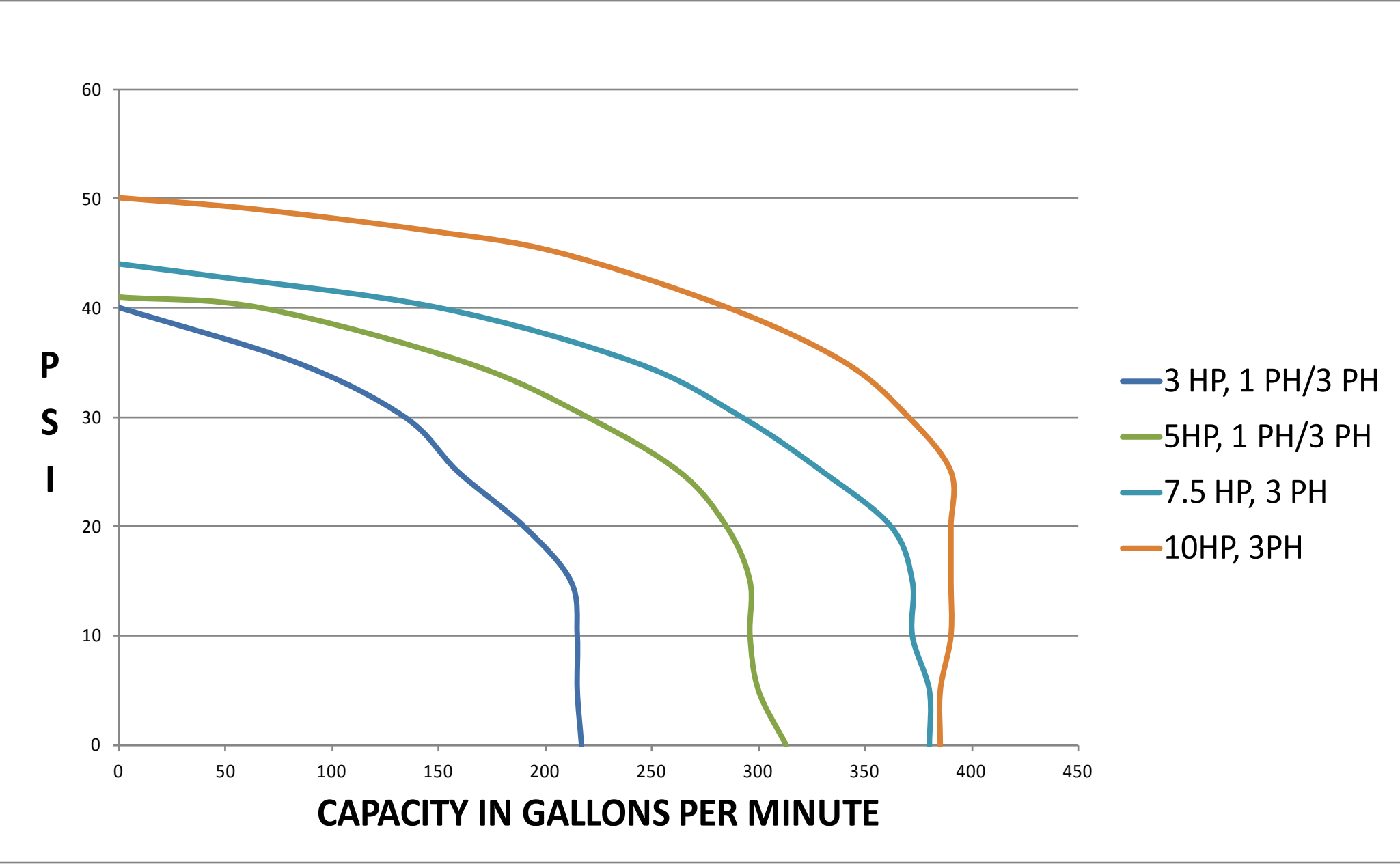


MARTIN 500 SERIES PUMP CURVES (3 HP - 10 HP)



MARTIN 500 SERIES MOTOR SPECIFICATIONS

10 HP, 3 PH

3 HP, 3 PH

AMP	GPM	PRE
7	217	0
7.8	215	5
8.6	215	10
9	212	15
9.1	190	20
8.6	159	25
8.7	134	30
8.6	83	35
0	0	40

5 HP, 1 PH

AMP	GPM	PRE
18.3	313	0
20.1	300	5
21.6	296	10
23	296	15
24	285	20
23.7	263	25
22.7	220	30
20.8	163	35
17.4	67	40
0	0	41

5 HP, 3 PH

AMP	GPM	PRE
11.5	315	0
12.4	302	5
13.1	303	10
13.8	296	15
14.4	287	20
14.4	265	25
13.9	222	30
12.8	166	35
10.8	66	40
0	0	42

7.5 HP, 3 PH

AMP	GPM	PRE
14.2	380	0
15.6	380	5
17	372	10
18	372	15
18.8	362	20
18.8	330	25
17.9	292	30
16.5	242	35
13.8	150	40
11.2	40	43
0	0	44

7.5 HP, 3 PH BAL

AMP	GPM	PRE
13	380	0
14.4	380	5
15.5	370	10
16.4	370	15
17.3	364	20
17.1	334	25
16.5	294	30
15.1	241	35
12.6	150	40
10.2	38	43
0	0	44

AMP GPM PRE

18.5	385	0
19.8	385	5
21.2	390	10
22.2	390	15
23.5	390	20
24.4	390	25
24.6	370	30
23.6	340	35
22	285	40
19.6	206	45
17.3	145	47
15.1	62	49
0	0	50

MODEL: C182T34DK9A

HORSEPOWER: 3

PHASE: 3

RPM: 3515

HERTZ: 60

VOLT: 208-230, 460

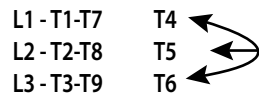
FLA: 8.2-7.6, 3.8

SFA: 9.4-8.8, 4.4

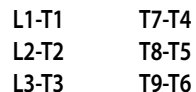
FRAME: 182TCY

WIRING DIAGRAM:

LOW VOLTAGE:



HIGH VOLTAGE:



MODEL: C182K34DK3A

HORSEPOWER: 5

PHASE: 1

RPM: 3500

HERTZ: 60

VOLT: 230

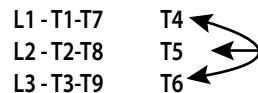
FLA: 22

SFA: N/A

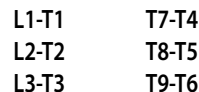
FRAME: 182TCZ

WIRING DIAGRAM: N/A

LOW VOLTAGE:



HIGH VOLTAGE:



MODEL: C184T34DK14B

HORSEPOWER: 5

PHASE: 3

RPM: 3500/2850

HERTZ: 60/50

VOLT: 230/190, 460/380

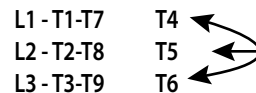
FLA: 12.2/15, 6.1/7.5

SFA: 14/17.4, 7/8.7

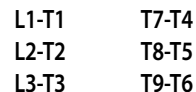
FRAME: 182TCY

WIRING DIAGRAM:

LOW VOLTAGE:



HIGH VOLTAGE:



MODEL: C184T34DK13B

HORSEPOWER: 7.5

PHASE: 3

RPM: 3505/2875

HERTZ: 60/50

VOLT: 208-230/190, 460/380

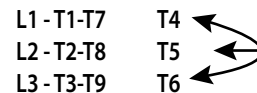
FLA: 17.6/21.6, 8.8/10.8

SFA: 20.8/25.2, 10.4/12.6


FRAME: 182TCY

WIRING DIAGRAM:

LOW VOLTAGE:



HIGH VOLTAGE:



MODEL: C184T34DK13B

HORSEPOWER: 7.5

PHASE: 3

RPM: 3505/2875

HERTZ: 60/50

VOLT: 208-230/190, 460/380

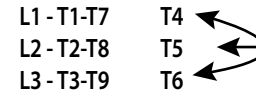
FLA: 17.6/21.6, 8.8/10.8

SFA: 20.8/25.2, 10.4/12.6

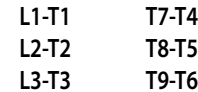
FRAME: 182TCY

WIRING DIAGRAM:

LOW VOLTAGE:



HIGH VOLTAGE:



MODEL: C213T34DK5A

HORSEPOWER: 10

PHASE: 3

RPM: 3515

HERTZ: 60

VOLT: 208-230, 460

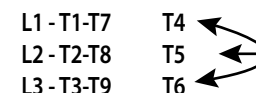
FLA: 26/23.4, 11.7

SFA: 30, 27, 13.5

FRAME: 213JM

WIRING DIAGRAM:

LOW VOLTAGE:



HIGH VOLTAGE:

